



Ministry of Sustainability  
& Climate Resiliency  
Cayman Islands Government



Centre for Environment  
Fisheries & Aquaculture  
Science



UK Centre for  
Ecology & Hydrology

# CLIMATE CHANGE RISK ASSESSMENT PUBLIC SURVEY RESULTS

Key insights into knowledge, attitudes and practices related to  
climate change in the Cayman Islands.

AUGUST 2022



# TABLE OF CONTENTS

Executive Summary .....	2
Key Insights .....	2
Demographic Information .....	3
General Climate Change Knowledge .....	5
Personal Beliefs & Practices .....	7
Media Use .....	9
Climate Action .....	10
Conclusion .....	13

## EXECUTIVE SUMMARY

In November 2021, the Cayman Islands Government entered into an agreement for a climate change risk assessment specific to the Cayman Islands as a critical first step in the process to review and update the draft National Climate Change Policy.

Funded through the Conflict Stability and Security Fund and the Governor's Office, the risk assessment is being undertaken by the Centre for Environment, Fisheries and Aquaculture Science and the UK Centre for Ecology & Hydrology.

As part of this project, in May 2022 the Ministry of Sustainability & Climate Resiliency facilitated a public meeting and anonymous, online questionnaire to evaluate and measure what Cayman Islands residents think and believe about climate change, and assess relevant behaviours.

The survey closed on 24 June 2022 and received 1,085 responses.

## KEY INSIGHTS

### Demographic Information

- The majority of respondents were between **35 to 54 years of age**.
- Most respondents were **female**.
- The majority of respondents possessed either a **Bachelors or graduate degree**, and reported being **employed full-time**, mostly in the **private sector**.
- Approximately 91% of respondents **live in the Cayman Islands full-time**.
- The majority of respondents identified as **Caymanian**.

### General Climate Change Knowledge

- The majority of respondents reported noticing changes to local temperatures, rain patterns, storms, coastal erosion and plant growth.
- Most respondents believe **climate change is primarily caused by human factors**.

### Personal Beliefs & Practices

- While most respondents reported that **the issue of climate change was either extremely important or very important to them personally**, the majority of respondents believe **cost of living is the most pressing issue facing the Cayman Islands**.

### Media Use

- Most respondents were more likely to trust climate change information from **scientists or environmental organisations** than the government.

### Climate Action

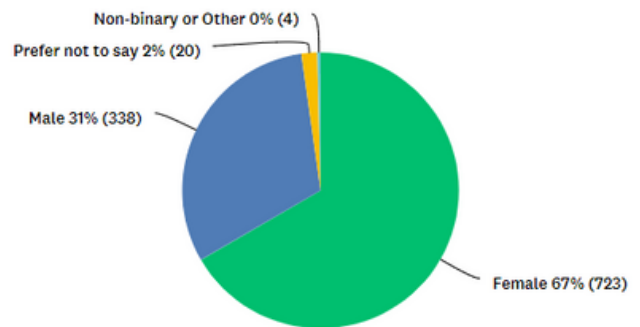
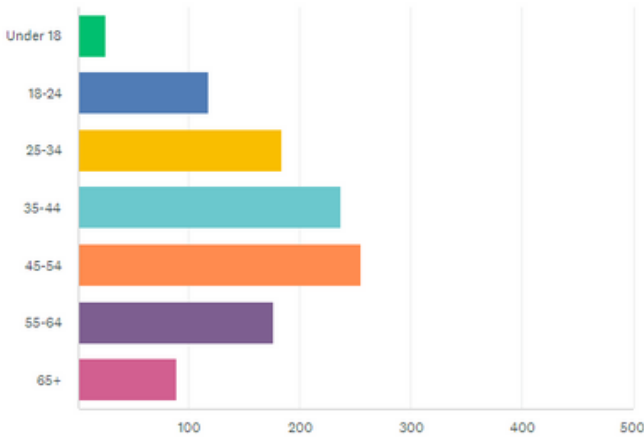
- Most respondents believe the **government is mainly responsible** for tackling climate change.
- The majority of respondents would be **willing to change how they live and/or work** to help reduce the effects of global climate change.
- Most respondents **do not own electric vehicles or have renewable energy** at their residences or businesses.

# DEMOGRAPHIC INFORMATION

The average respondent is a well-educated, Caymanian female between the ages of 35 to 54 with few to no dependents, either non-religious or Christian, residing in the Cayman Islands full-time and employed full-time in the private sector. The employment sectors most highly represented were education and finance/financial services. No respondents skipped this section.

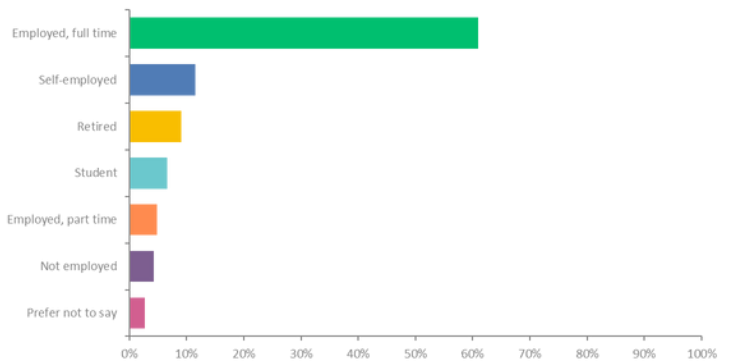
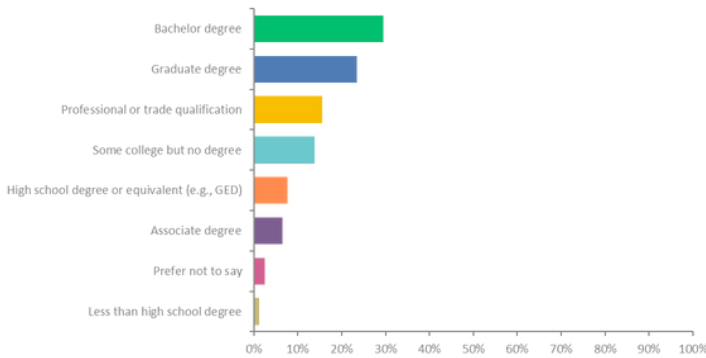
**Most respondents are between the ages of 34 to 54.**

**The majority of respondents (67%) are female.**



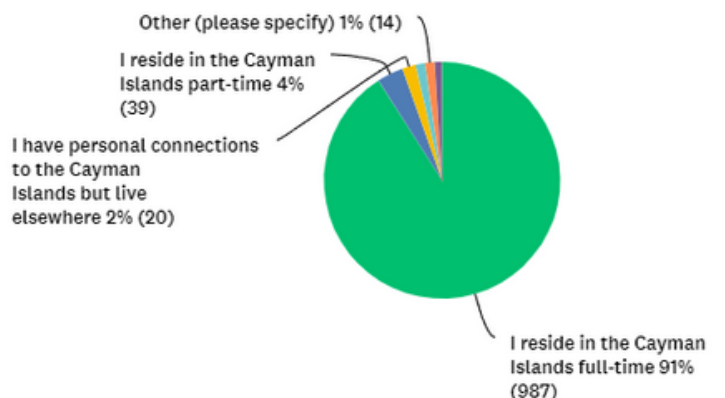
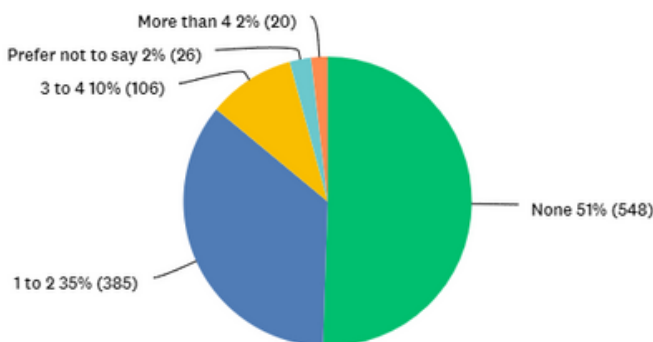
**Most respondents have either a Bachelors or graduate degree.**

**Most respondents are employed full-time.**



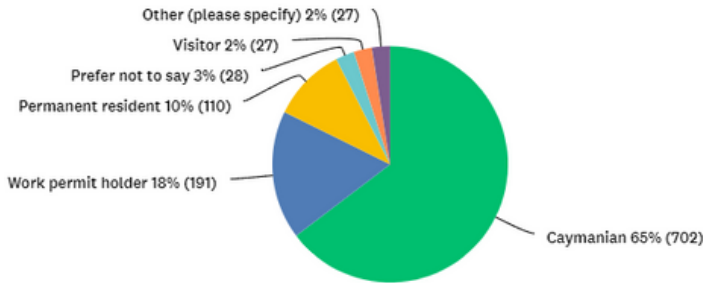
**Most respondents (51%) have no dependents.**

**Most respondents (91%) reside in the Cayman Islands full-time.**

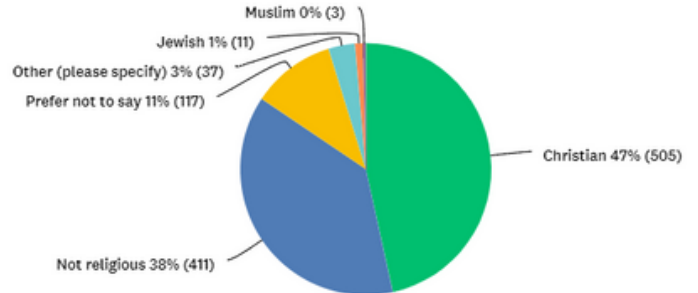


# DEMOGRAPHIC INFORMATION CONT.

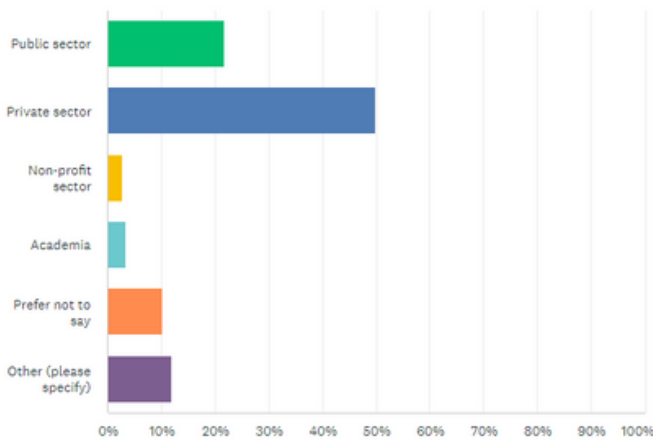
Most respondents (65%) are Caymanian.



Christianity was the religious affiliation with the highest representation (47%).



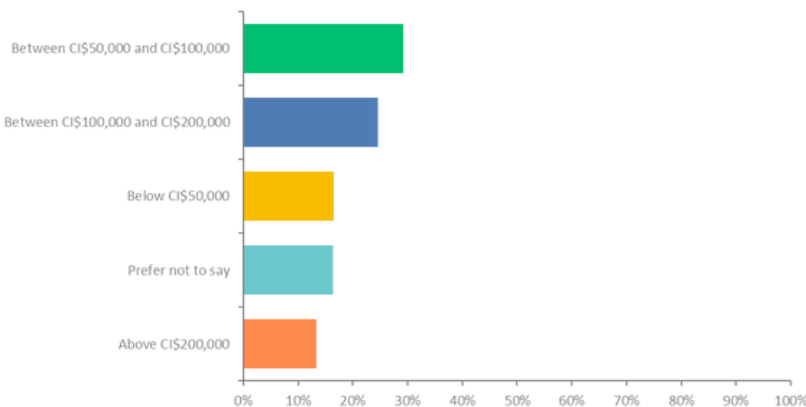
Most respondents are employed in the private sector.



Most respondents work in the fields of education, finance or financial services.



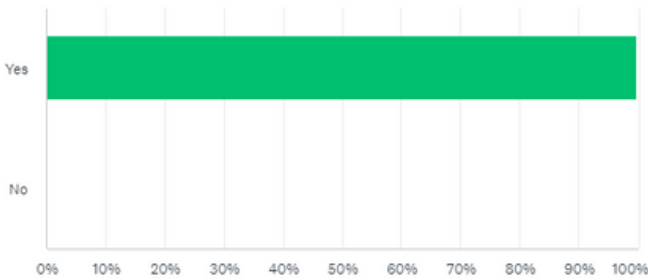
Most respondents report having an annual household income of between CI\$50,000 and CI\$100,000 or between CI\$100,000 and CI\$200,000.



# GENERAL CLIMATE KNOWLEDGE

Respondents started to drop off in this section; 91 respondents skipped these questions (8.4% of total). The majority of respondents had heard the term 'climate change' before and believe climate change is primarily caused by human factors. The majority of respondents reported noticing changes to local temperatures, rain patterns, storms, coastal erosion and plant growth.

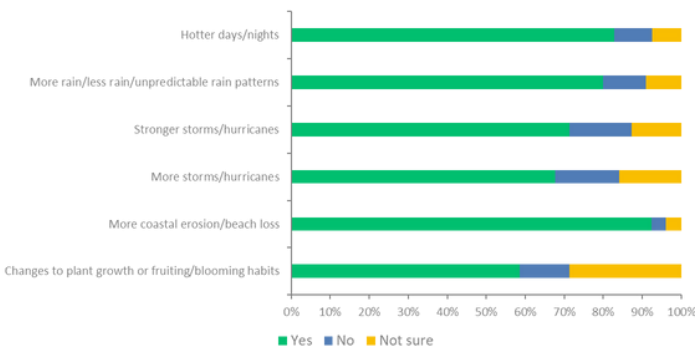
**Almost all respondents have heard the term 'climate change' before.**



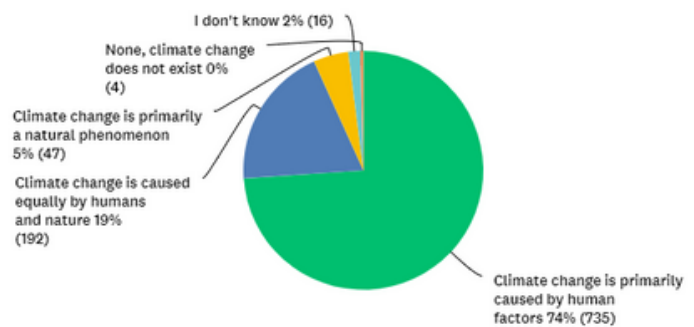
**Most respondents associate 'climate change' with global warming, change, earth and rising sea levels.**

nature emissions flooding address beach erosion lot things nothing loss  
 Natural disasters better coral bleaching now reducing warming effects government  
 etc due beach bad risk world problem weather patterns stop  
 Increased Dangerous future country environment us action  
 also destruction future generations Cayman worry  
 humans Environmental Heat part climate Concern need  
 oceans Rising sea levels going  
 Global warming damage change causing  
 earth made climate change End will storms  
 planet unpredictable temperatures Danger Hotter life  
 global doomed impact many sea level rise island  
 something destroyed Pollution help Weather need something S  
 Crisis hurricanes Erosion time water Rising higher Rising seas species  
 patterns extreme weather Fear Changing weather patterns enough cycle children  
 happening think habits changes weather slow issues people

**The majority of respondents reported noticing changes to local temperatures, rain patterns, storms, coastal erosion and plant growth.**

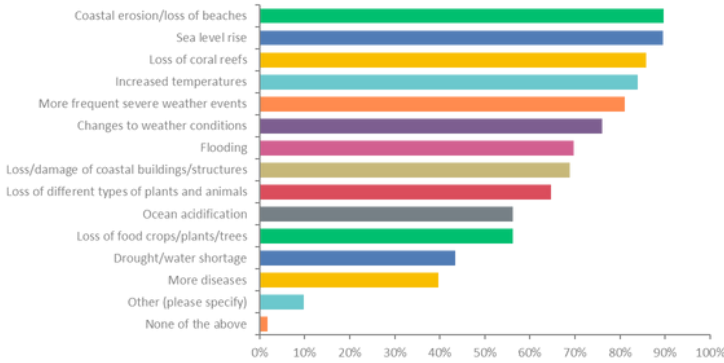


**Most respondents (74%) believe climate change is primarily caused by human factors.**

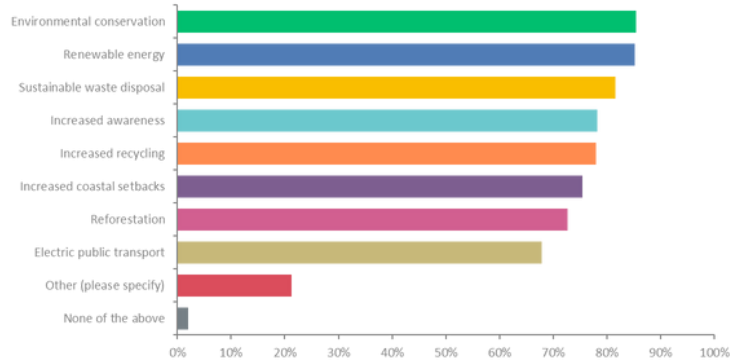


# GENERAL CLIMATE KNOWLEDGE CONT.

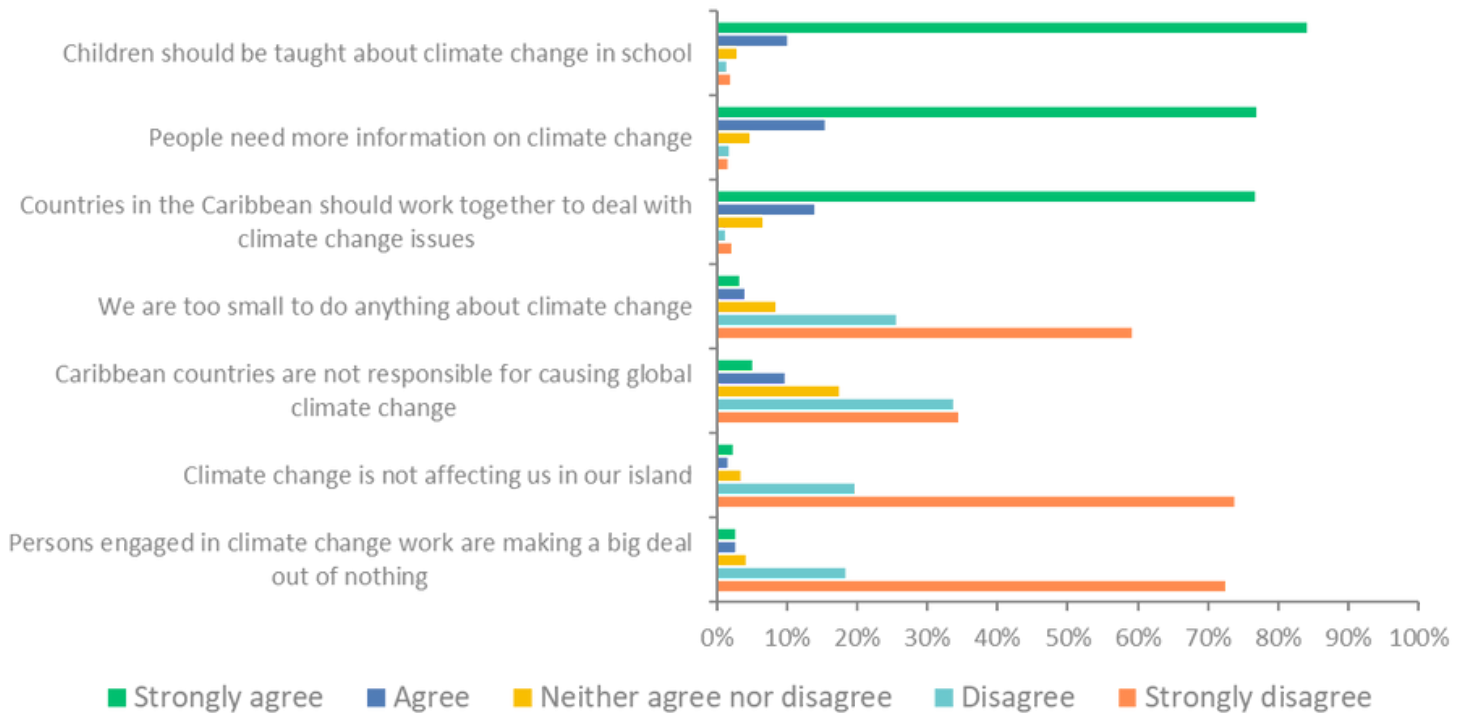
Most respondents associate climate change with coastal erosion, sea level rise and loss of coral reefs.



Most respondents believe environmental conservation and renewable energy can help reduce the impact of climate change in the Cayman Islands.



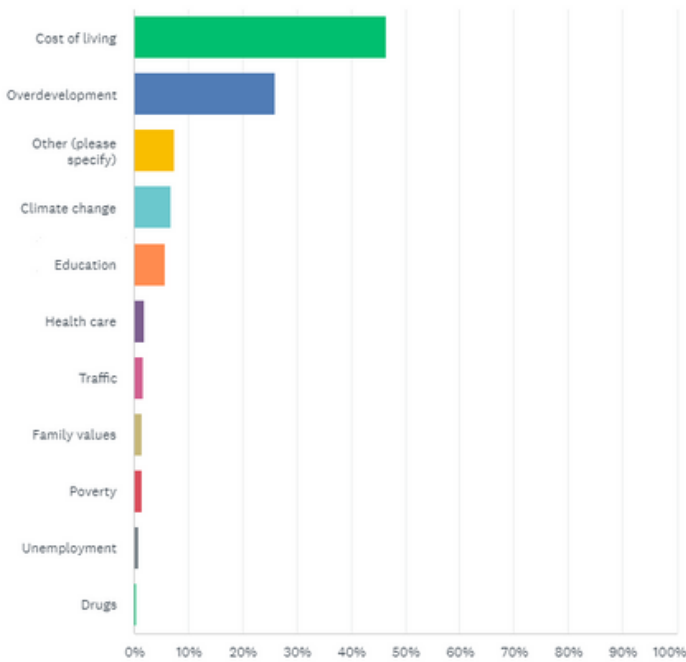
Most respondents believe children should be taught about climate change in school, and that people need more information on climate change. Most respondents strongly disagree that persons engaged in climate change work are making a big deal out of nothing and that climate change is not affecting the Cayman Islands.



# PERSONAL BELIEFS & PRACTICES

An additional 10 respondents skipped this section (9.3% of total). While most respondents reported that the issue of climate change was either extremely important or very important to them personally, the majority of respondents believe cost of living is the most pressing issue facing the Cayman Islands.

**Most respondents (46%) believe cost of living is the most pressing issue facing the Cayman Islands, followed by overdevelopment (26%).**

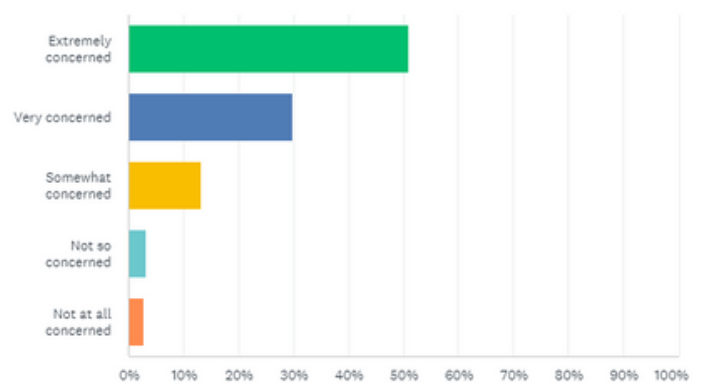
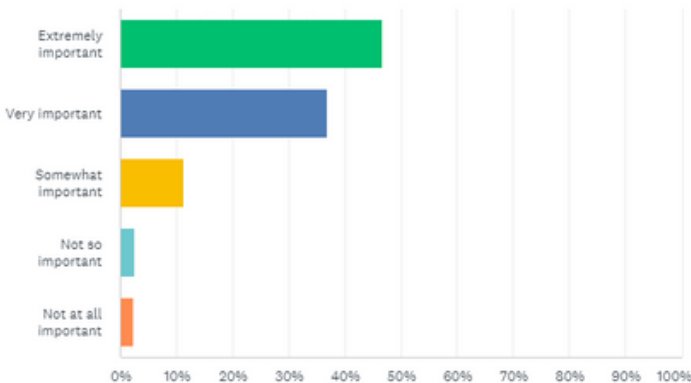


**Respondents who reported 'Other' were primarily concerned with the interdependence of issues they perceive to be related:**

- "Why only one choice? Many above are critical to Cayman - cost of living; over-redevelopment; traffic; actually everyone of the above are equally critical..."
- "Cost of living and Overdevelopment are equally the most pressing issues"
- "More than one of the above. A lot of these issues are interconnected."
- "Literally all of those things are horrible issues here"
- "All of the above. Can't specify only 1"
- "All of the above and most are interconnected"
- "All the above are major issues"

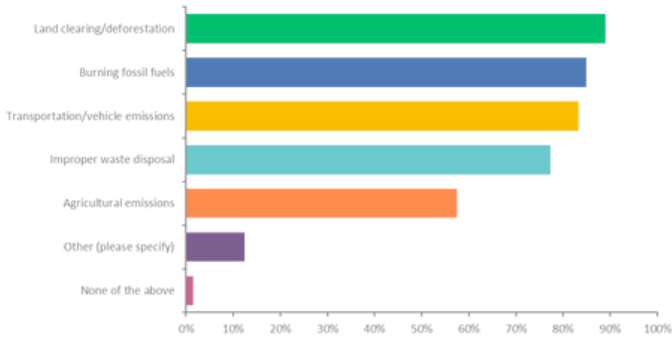
**Most respondents say the issue of climate change is either extremely or very important to them personally.**

**Most respondents are extremely or very concerned climate change could impact them personally at some point in their lives.**

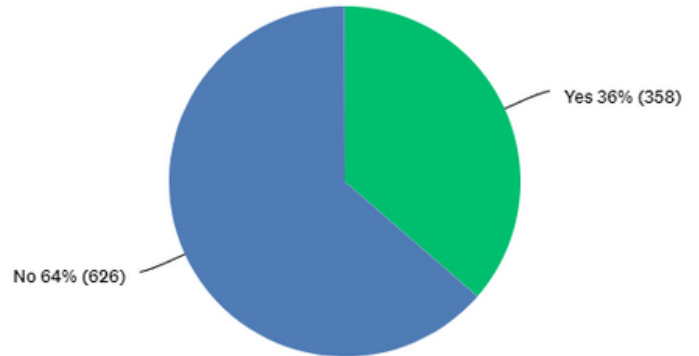


## PERSONAL BELIEFS & PRACTICES CONT.

Most respondents believe land clearing/deforestation, burning fossil fuels and transportation/vehicle emissions are primary causes of climate change.



Most respondents do not believe they have the necessary information to prepare for the impacts of climate change.

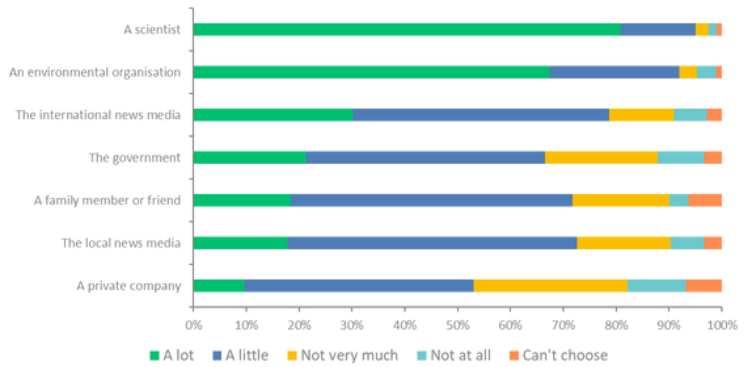
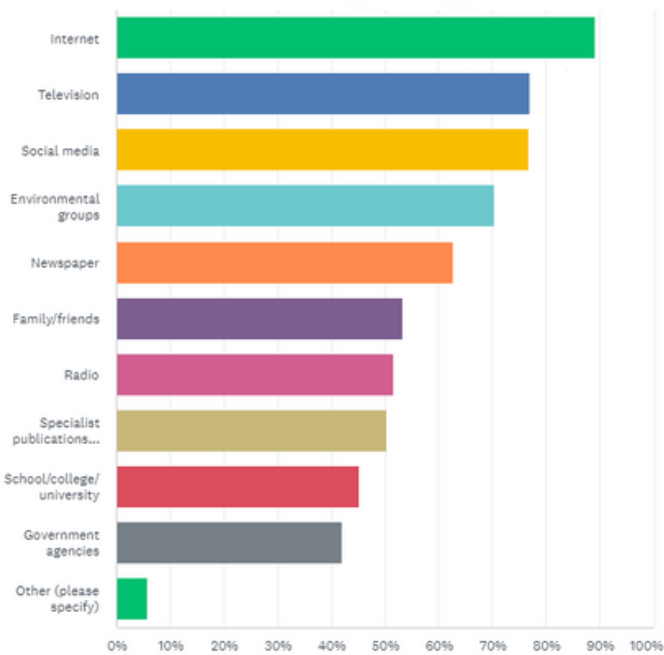


# MEDIA USE

An additional 8 respondents skipped this section (10% of total). Most respondents receive their climate change information from the internet. Most respondents would trust climate change information from scientists and environmental organisations 'a lot', and information from government 'a little'.

**The top three sources of climate change information are: the internet, television and social media.**

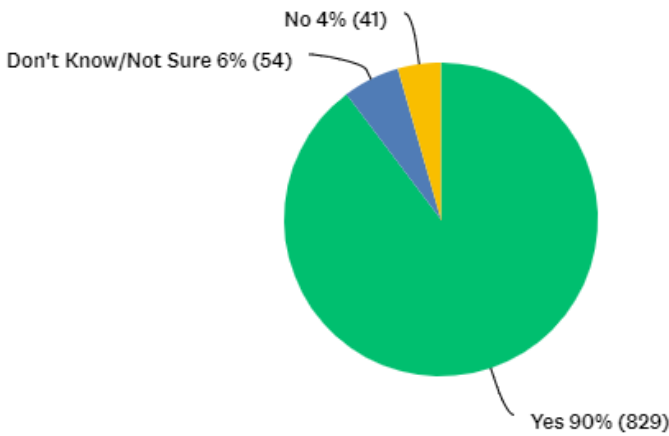
**Most respondents would trust climate change information from scientists and environmental groups.**



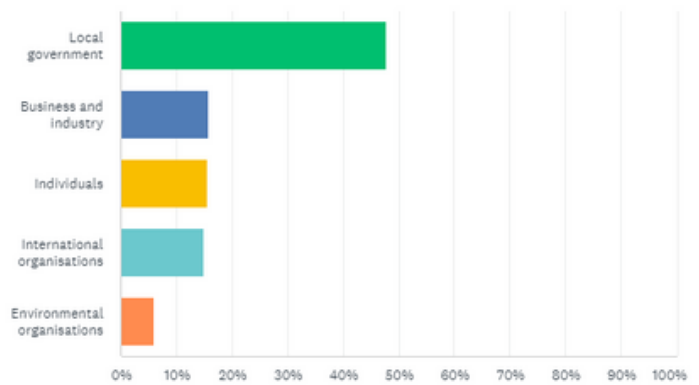
# CLIMATE ACTION

An additional 52 respondents skipped this section (14.8% of total). Most respondents believe measures can be taken to tackle climate change and report taking action out of concern for climate change. Most respondents believe local government has primary responsibility for addressing climate change.

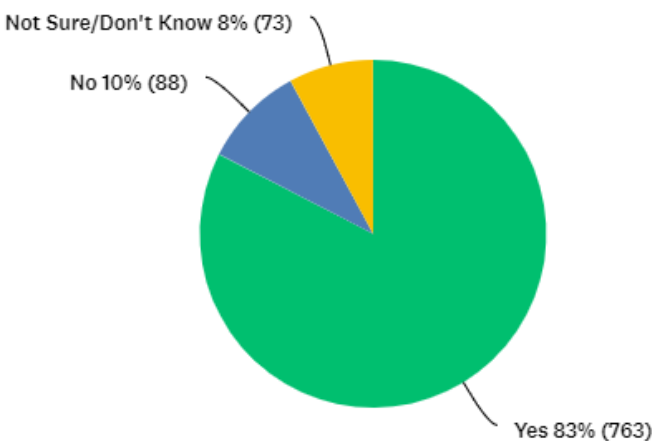
**Most respondents (90%) believe measures can be taken to tackle climate change.**



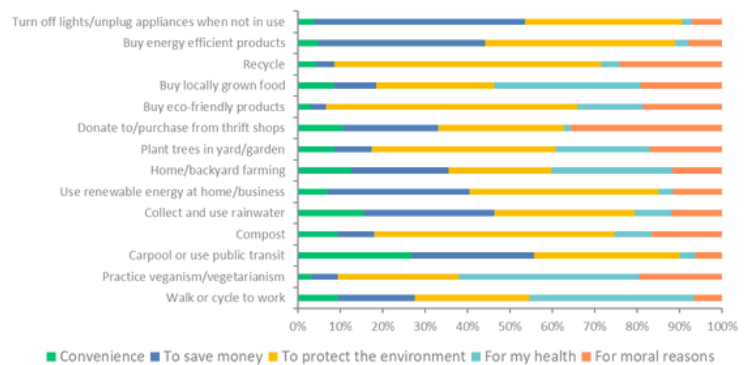
**Most respondents believe local government is primarily responsible for tackling climate change.**



**Most respondents (83%) have taken or regularly take action out of concern for climate change.**

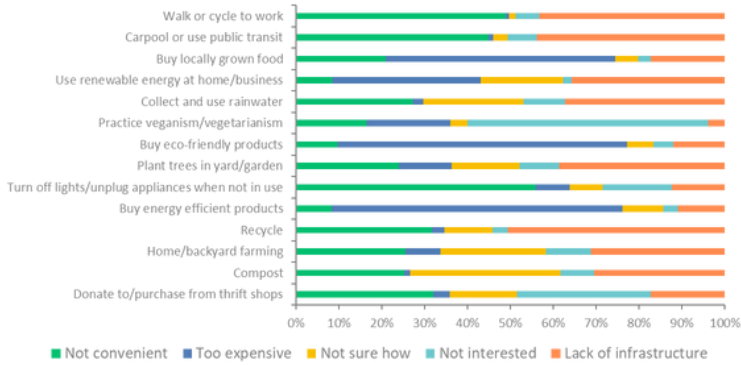


**The top three activities respondents report doing regularly are: turning off lights/appliances when not in use, buying energy efficient products and recycling.**

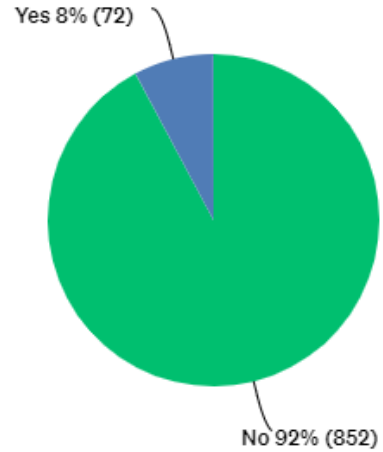


# CLIMATE ACTION CONT.

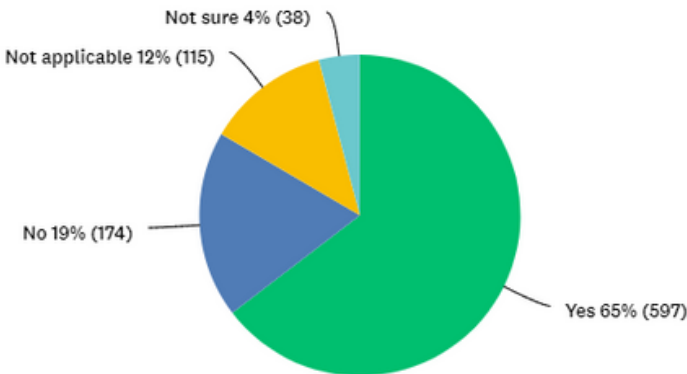
Inconvenience and lack of infrastructure are the main barriers to respondents who are interested in taking climate action.



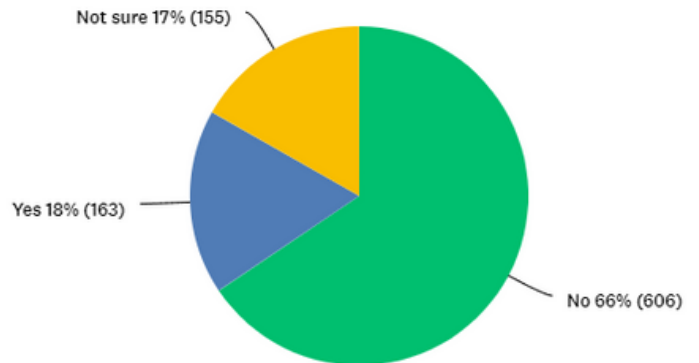
Most respondents (92%) do not own an electric vehicle.



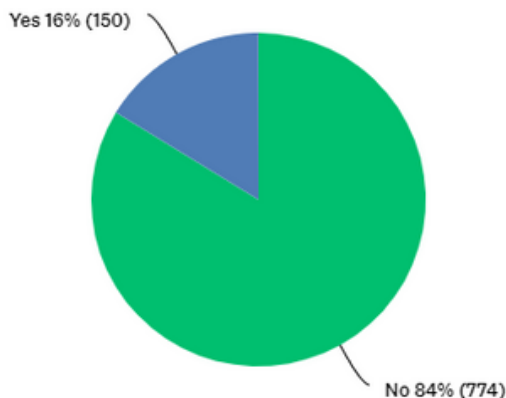
Most respondents (65%) do have home insurance.



Most respondents (66%) do not have renewable energy at their place of work.

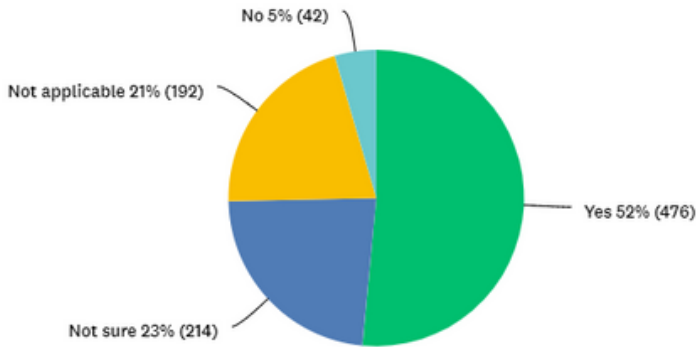


Most respondents (84%) do not have renewable energy at their residence.

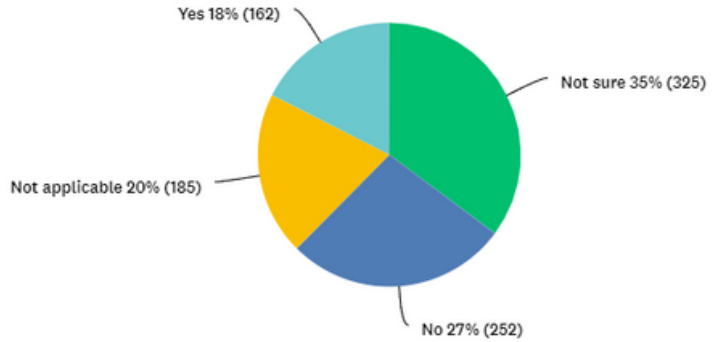


# CLIMATE ACTION CONT.

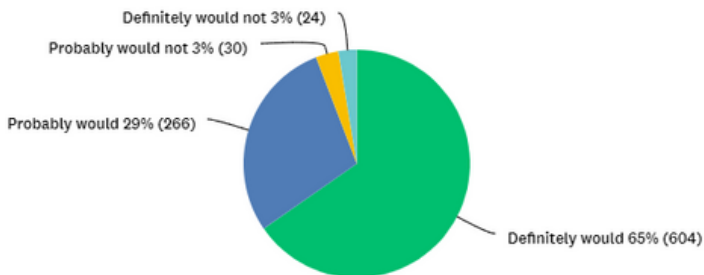
Most respondents (52%) believe their workplace has business insurance.



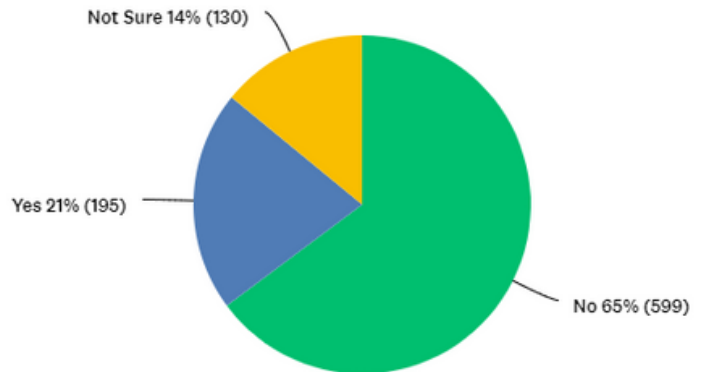
Most respondents are not sure (35%) if their workplace has a business continuity plan.



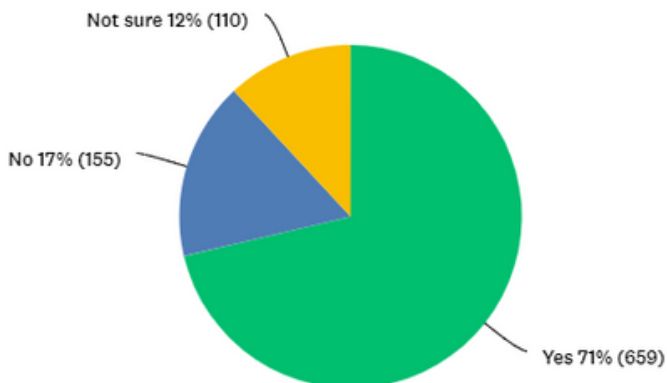
Most respondents would 'definitely' (65%) or 'probably' (29%) change how you live and/or work to help reduce the effects of global climate change.



Most respondents (65%) are not aware of policies/initiative being taken by the Cayman Islands Government to address climate change.



Most respondents (71%) are aware of global policies/initiatives being taken by other organisations to address climate change.



## CONCLUSION

The Cayman Islands Climate Change Risk Assessment Public Survey received a total of 1,085 responses and 924 respondents (85% of total) answered all questions; a statistically significant sample size.

The information gained from this questionnaire offer the Ministry of Sustainability & Climate Resiliency further insights into how members of the Cayman Islands community think, feel and act in relation to climate change.

This data will be used by the Cayman Islands Government to inform:

- Next steps in reviewing and updating the 2011 draft National Climate Change Policy.
- Reducing barriers to sustainable personal and business practices in the Cayman Islands.
- Opportunities to incentivise sustainable personal and business practices in the Cayman Islands.
- Developing effective public education campaigns on global climate change and its local impacts.